SHAADS BY KOTI
SO SIMPLE. SO ELEGANT.

MEASURING for DOOR Half Glass COVER - **Mounting on Door FRAME**

Measuring to outside of the molding

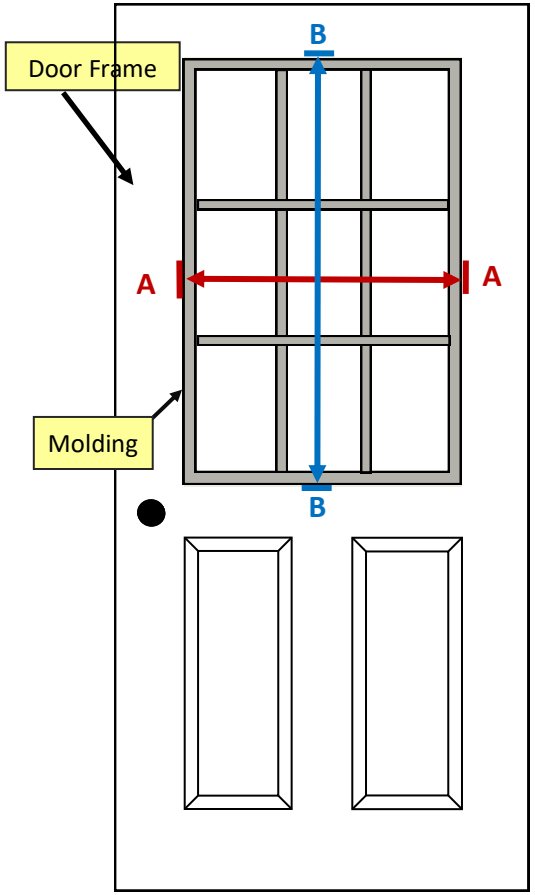

Measuring for **SHAADS® COVER**
"Mounted on Door FRAME"

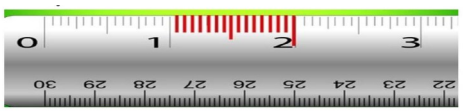

For all measurements please use a measuring tape which measures in inches. Please measure to the 1/16 of an inch. Example above shows 16 red lines between 1" and 2 inches . Counting red lines from left to right every line is a 1/16 - 2/16 - 3/16 - 4/16 and so on - 4/16 equals 1/4, 8/16 equals 1/2

SHAADS® Covers - SHOWING how to measure for metal door attached to frame

A. Left to Right Total _____ (Measure to the outside of molding and edge of the frame A to A) .

B. Top to Bottom Total _____ (Please measure to outside of molding edge same as above but B to B).

Please check accurate answer below:

1. Door composite ___ Steel/Metal ___ Wood ___ Fiberglass ___ Other
2. Attach to _____ Door frame or ____ Glass

For Steel/Metal Doors

** Please measure from the OUTSIDE of the molding that's around the glass from top of the glass molding to bottom of glass molding as shown **" A to A" left to right** and **"B to B" top to bottom.**

**** If you would like to only cover some of the Glass or attached to the glass and not the door follow (how to measure a window full or partial measuring)****

Also measure width of door X to X as shown above.

EXAMPLES Below: If want cover mounted on Glass not frame go back and select button for Full or Part Coverage

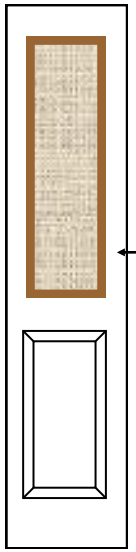

Showing Cover over door molding ***mounted to the door frame***

Measuring for this shown above

Mounted on door frame

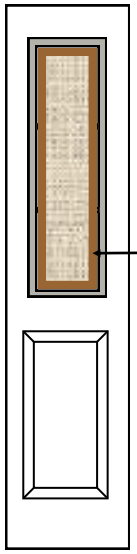

Showing cover ***Mounted on the door glass .***

Showing Full Glass Coverage

Showing partial glass Coverage

Mounted on door glass

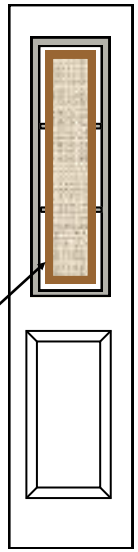

Mounted on door glass

Rev. 2025